


ANNEX B2






CARE VILLAGE

ASH HOUSE

Future development area


No Waiting at any Time (double yellow lines) Recommended for Implementation with any future Resident Parking scheme introduced



No Waiting at any Time (double yellow lines) Recommended for Implementation


Off Road Cycle Network

Marked cycle path on carriageway (both sides)

Existing bus clearways

BISHOPTHORPE ROAD

Clearway starts here

Key to Restriction Types Displayed

	NW 24
---	-------



**Annex B2
Recommended Option
Ash House to Proposed Clearway**

+ Crown copyright. All rights reserved
Licence No. 2003

SCALE	1 : 1250
DATE	07/11/2019
DRAWING No.	
DRAWN BY	